

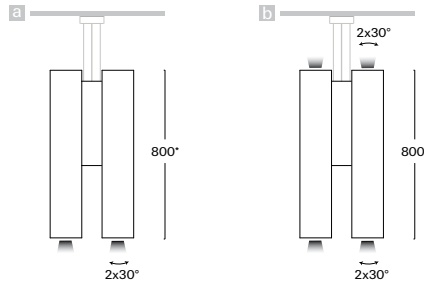
Z832

LED pendant light fittings - multisource system

pendant light fitting BASE for up to 4 LED sources and direct-indirect illumination • INSERT modules ordered separately • control gear and light source COIN 111 COB • housing from powder painted aluminium profile • cardan system with possibility of tilting 30° in all directions • colour option • optional colour of COIN 111 COB cover ring black or white • optional beam angle • various parameters of direct and indirect lighting sources • two-circuit control • suspension is ordered separately



LED COIN 111 COB B



* different dimensions possible



Order code BASE

Z832.DI
Z832.DN

Pict. Source

a COIN 111 COB
b COIN 111 COB

Power

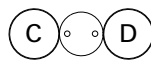
max. 2x42W
max. 4x42W

kg *

7,1
8,5

* weight including inserts

Example of order code assembly (floorplan - view from the ceiling)



Indirect illumination light sources:

1x INSERT C009 - position C
1x INSERT C009 - position D

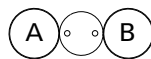
C009cACI.120/24B (C)
C009cACI.120/15B (D)



BASE light fitting :

1x BASE Z832 for 4 inserts
- anthracite sand dark

Z832.DN/D3

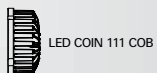


Direct illumination light sources :

1x INSERT C009 - position A
1x INSERT C009 - position B

C009cACI.142/24B (A)
C009cACI.142/60B (B)

Luminaire can be ordered without indirect lighting as well.



LED COIN 111 COB

- W3
- S3
- D3
- B3



230V-50Hz

PDF Accessories



ZSB2-H page 746 ZSP* mount. accessories

* needs to be specified!

C009

LED pendant light fitting - insert COIN 111 COB

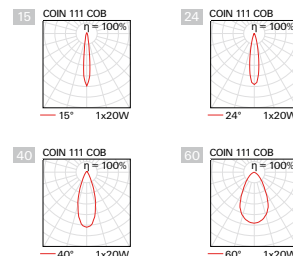
INSERT with light source COIN 111 COB and control gear • optional colour of COIN 111 COB cover ring black or white • rated median operational life-time of luminaire 50 000h L70/B50 p1 Ta = 25°C • Standard Deviation Colour Matching MacAdam 2-step



B



W



Order code	Angle	Power	Flux	Tc	Ra
C009cBII.108/..	15/24/40/60	1 x 8 W	748 lm	2700 K	≥ 90
C009cAWI.108/..	15/24/40/60	1 x 8 W	952 lm	3000 K	≥ 80
C009cACI.108/..	15/24/40/60	1 x 8 W	986 lm	4000 K	≥ 80
C009cBII.110/..	15/24/40/60	1 x 10 W	902 lm	2700 K	≥ 90
C009cAWI.110/..	15/24/40/60	1 x 10 W	1148 lm	3000 K	≥ 80
C009cACI.110/..	15/24/40/60	1 x 10 W	1189 lm	4000 K	≥ 80
C009cBII.114/..	15/24/40/60	1 x 14 W	1232 lm	2700 K	≥ 90
C009cAWI.114/..	15/24/40/60	1 x 14 W	1568 lm	3000 K	≥ 80
C009cACI.114/..	15/24/40/60	1 x 14 W	1624 lm	4000 K	≥ 80
C009cBII.120/..	15/24/40/60	1 x 20 W	1672 lm	2700 K	≥ 90
C009cAWI.120/..	15/24/40/60	1 x 20 W	2128 lm	3000 K	≥ 80
C009cACI.120/..	15/24/40/60	1 x 20 W	2204 lm	4000 K	≥ 80
C009cBII.128/..	15/24/40/60	1 x 28 W	2380 lm	2700 K	≥ 90
C009cAWI.128/..	15/24/40/60	1 x 28 W	2905 lm	3000 K	≥ 80
C009cACI.128/..	15/24/40/60	1 x 28 W	3045 lm	4000 K	≥ 80
C009cBII.136/..	24/40/60	1 x 36 W	2992 lm	2700 K	≥ 90
C009cAWI.136/..	24/40/60	1 x 36 W	3652 lm	3000 K	≥ 80
C009cACI.136/..	24/40/60	1 x 36 W	3828 lm	4000 K	≥ 80
C009cBII.142/..	24/40/60	1 x 42 W	3400 lm	2700 K	≥ 90
C009cAWI.142/..	24/40/60	1 x 42 W	4150 lm	3000 K	≥ 80
C009cACI.142/..	24/40/60	1 x 42 W	4350 lm	4000 K	≥ 80

The shown value of luminous flux is useful luminous flux in solid angle 90°. The value depends on the beam angle of the light source.

Higher colour rendering index (CRI) 2700K only for Ra90

B

Example of order code assembly: Ra ≥90

C009cBII.128/24B

Dimmable version of insert (* not possible for 8W)

A* / B / C / D / T

Example of order code assembly: dimmable DALI

C009cACD.128/24B

Optional beam angle

15 / 24 / 40 / 60

Example of order code assembly: LED source with beam angle 24°

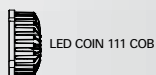
C009cACI.128/24B

Optional colour of COIN 111 COB covering ring

B / W

Example of order code assembly: black ring COIN 111 COB

C009cACI.128/24B



LED COIN 111 COB



230V-50Hz

EXPLANATORY NOTES

for order code assembly

1	2	3	4	5	6	7	8	9	10	11			
V	299	s	LW	DN	.	124	A	/	HD	A3	.	W3	B

1	MOUNTING CATEGORY			2	PRODUCT CODE		3	CONFIGURATION OF LIGHT FITTING					
V	recessed	L	track	299	type marking of light fitting		s	control gear on cable (part of l. fitting)					
S	ceiling	Z	pendant	014	type marking of insert		c	control gear in luminaire (part of l. fitting)					
N	wall	C	insert of fitting	etc.			a	control gear in adapter (part of l. fitting)					
F	floor						r	control gear in rosette (part of l. fitting)					
							-	without control gear					
4	TYPE OF LIGHT SOURCE (SOCKET)												
Q0	LED PAR16 (GU10)			E2	LED A60, A65 (E27)		E2	LED PAR20, 30, 38 (E27)					
4a	TYPE OF LED LIGHT SOURCE			4b	CHROMATICITY OF LED SOURCE		4b	SPECTRUM OF LED SOURCE					
A	LED COIN 111 COB, COIN 111 AC Ra >80			I	warm white "interna" (2700 K)		R	spectrum for meat and sausages					
B	LED COIN 111 COB Ra >90			W	warm white (3000 K)		Y	spectrum for pastry, delicatessen and cheese					
F	LED COIN 50 COB Ra >80			B	white (3500 K)		F	spectrum for fish					
G	LED COIN 50 COB Ra >90			C	cool white (4000 K)		Z	spectrum for fruits and vegetables					
N	LED COIN 35 COB Ra >80			D	daylight white (5000 K)		A	spectrum for art (Ra>97)					
P	LED COIN 35 COB Ra >90			S	cool daylight (6500 K)		V	spectrum for clothing, fashion					
L	LED panel Ra >80			K	tunable white - commercial (2700 K-6500 K)		P	spectrum for plant growth					
M	LED panel Ra >90			T	dim to warm (dimming to warm chroma.)								
C	LED COB Ra >80												
D	LED COB Ra >90												
H	LED COB Ra >97												
5	TYPE OF CONTROL GEAR							6	NUMBER AND OUTPUT OF LIGHT SOURCE				
BASIC CONFIGURATION				EMERGENCY CONFIGURATION				NUMBER OF SOURCES, POWER OF FITTING					
I	non-dimmable constant current driver			N	emergency 1h		108	1 x 8 W					
U	non-dimmable constant voltage driver			H	emergency 3h		114	1 x 14 W					
A	dimnable analog 1-10V			F	emergency 1h with autotest		229	2 x 29 W					
D	dimnable DALI			G	emergency 3h with autotest		337	3 x 37 W					
S	dimnable DSI			Z	electronic address module		443	4 x 43 W					
C	dimnable with CORRIDOR function			P	central battery system								
T	dimnable using button 230V												
W	dimnable using push-button on luminaire												
L	phase dimmable												
X	dimmable Tunable white DALI												
B	dimmable Casambi (Bluetooth)												
7	TYPE OF REFLECTOR							TYPE OF DIFFUSER					
SP	spot - beam angle 10-20°			MDG	medium - beam angle 21-34° (gold)		HD	smooth divided					
MD	medium - beam angle 21-34°			FLG	flood - beam angle 35-49° (gold)		HG	powder coated gold (G1)					
FL	flood - beam angle 35-49°			HU	smooth UGR < 19		SB	powder coated black sand (B3)					
WF	wideflood - beam angle ≥ 50°			MU	matt UGR < 19		SW	powder coated white sand (W3)					
							xx	optional RAL colour					
8	TYPE OF COVER GLASS / FILTER							COLOUR OF COIN COB COVER RING					
T1	tempered glass - clear			F4	blue filter		B	black					
T3	tempered glass - opal			F5	red filter		W	white					
A1	acrylic glass - clear			F6	green filter								
A3	acrylic glass - opal			F8	orange filter								
M1	acrylic micropisma - clear			FH	honeycomb louvre								
M3	acrylic micropisma - opal			F9	linear spread lens*								
					* for use with SP/MD reflector only								
9	COLOUR AND FINISH			10	SPECIAL VERSION								
W3	white sand interior/exterior			B	for assembly in concrete housing								
S3	silver sand interior			F	for assembly in facade insulation								
B3	black sand interior/exterior			KRP	for assembly in lamella ceilings								
D3	anthracite sand dark interior/exterior			P	for assembly in sheet metal ceilings								
S9	silver sand interior/exterior												
xx	optional RAL colour												